

Logo

Merry  
Christmas



# Christmas 2021

---

**Logo**

8 yards wide

2-inch line width

Horizontal paint direction



# Christmas 2021

8 yards wide

2" line width

Horizontal paint direction








Paint orientation: Horizontal  
(robot moves horizontal  
across logo)



Paint orientation: Vertical  
(robot moves vertical across  
logo)

Speed	Time
Fast	40 MIN

F80-0067	F80-01	F80-01 EVS	F80-015 EVS	F80-02 EVS
				
0.6 GL	0.8 GL	0.8 GL	1.1 GL	1.3 GL

# Christmas 2021

---

## Recommended options

- Recommended width: 8 yards
- Minimum width: 6 yards
- Horizontal paint direction is achieved by setting the “Fill angle” to 0 (zero) under Options.
- 2” spray width is achieved by setting the “Spray width” to 2” (5cm) under Options and physically adjusting sprayer height to achieve the desired width.
- Once the logo is started (with 2” spray width) it is recommended to disable the Spray Discs in Map View to reduce the chance that the discs drags thin lines of paint.
- Select Layer 2 under “Select layers to load”.
- Select Fill under “Select which parts to draw”. Don ´t select Outline.

## Further notes

- If setting the logo width under Options the logo height must be set to zero and vice versa. Otherwise, the logo will be distorted.